



How to find examples of successful research projects with EU funding

Applicants for European research funding programmes often wonder what makes a successful proposal. Which ideas made the cut? What was the outcome of these research endeavours? Others are keen to locate participants of projects that have successfully applied for EU funding to build new partnerships. Fortunately, the European Commission provides all this information in one spot – on CORDIS!

What is CORDIS?

CORDIS – short for ‘Community Research and Development Information Service’ is the European Commission’s primary source of results from the projects funded by the EU’s framework programmes for research and innovation.

Through CORDIS the European Commission aims to bring research results to professionals in the field to foster open science, create innovative products and services and stimulate growth across Europe.

CORDIS has a rich and structured public repository with all project information held by the European Commission such as:

- project factsheets,
- participants,
- reports,
- deliverables, and
- links to open-access publications.

CORDIS also produces its own range of publications and articles to make it easier for its users to find relevant results that they can use in their domain. The print editions are in English while the web versions are also available in French, German, Italian, Polish and Spanish.

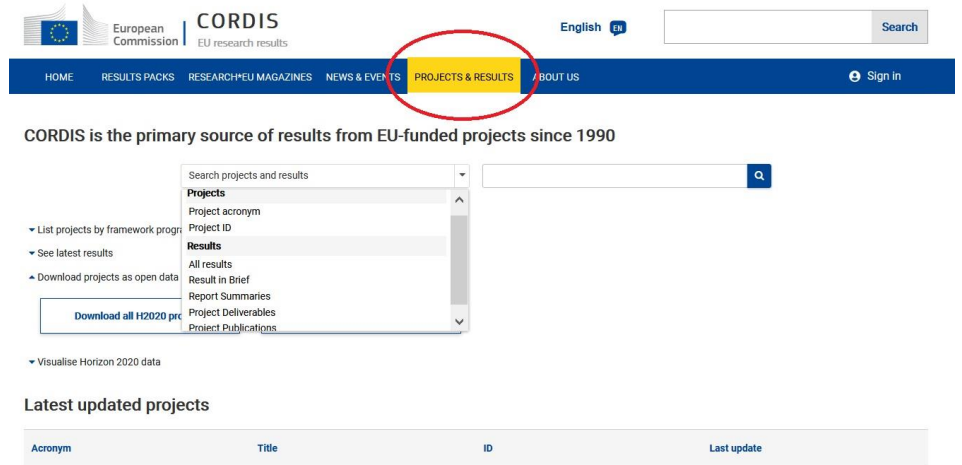
CORDIS is one of the cornerstones of the Commission's strategy to disseminate and exploit research results and it is governed and funded as part of the [Horizon 2020 framework programme](#).

How do I use CORDIS?

Making use of this treasure trove of information is easy. Access the CORDIS homepage at: <https://cordis.europa.eu>

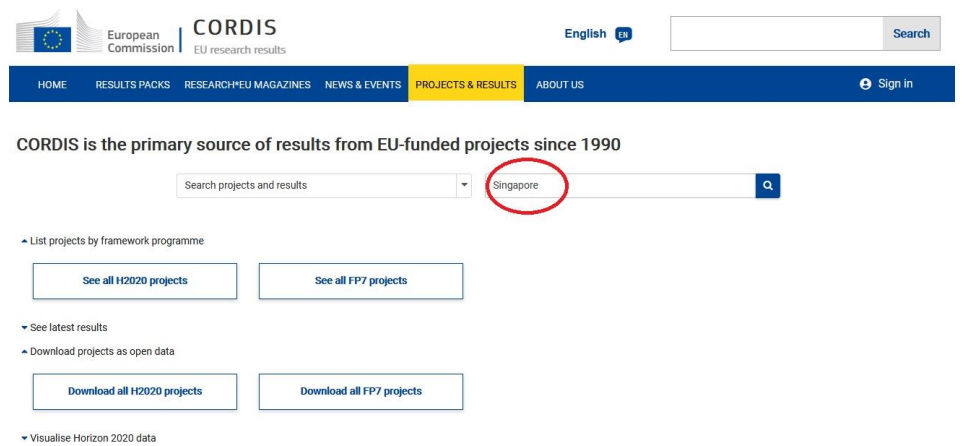


To start your search click on 'Projects & Results'. If you know the project ID or acronym type it in the blank search box.



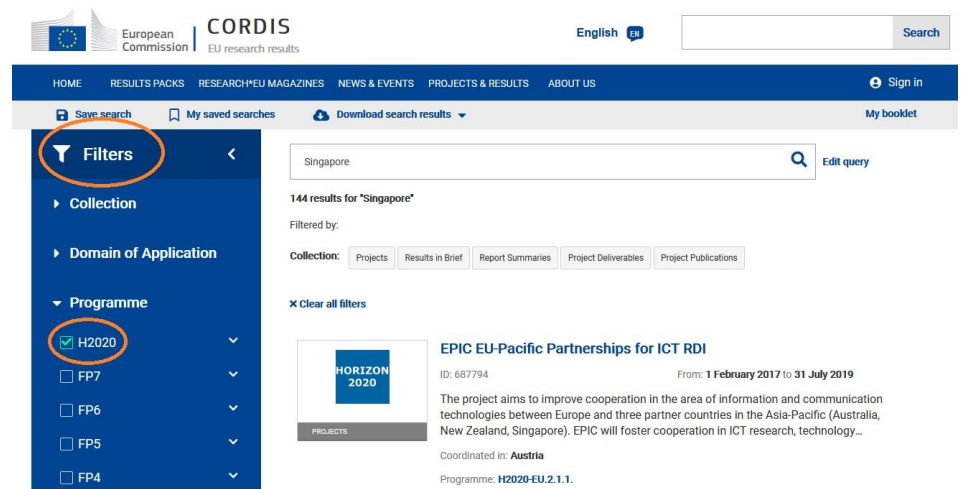
The screenshot shows the CORDIS website header with the 'PROJECTS & RESULTS' menu item highlighted in yellow and circled in red. Below the header, there is a search bar and a dropdown menu for 'Search projects and results' with options like 'Projects', 'Project acronym', 'Project ID', 'Results', 'All results', 'Result in Brief', 'Report Summaries', 'Project Deliverables', and 'Project Publications'. There are also buttons for 'Download all H2020 projects' and 'Visualise Horizon 2020 data'. A section titled 'Latest updated projects' is visible at the bottom with a table header containing 'Acronym', 'Title', 'ID', and 'Last update'.

You can do a simple keyword search. In the example shown I have typed 'Singapore' to find related projects.



The screenshot shows the CORDIS website with the search bar containing the word 'Singapore', which is circled in red. Below the search bar, there are buttons for 'See all H2020 projects', 'See all FP7 projects', 'Download all H2020 projects', and 'Download all FP7 projects'. The 'Visualise Horizon 2020 data' link is also present.

Use the options listed under ,filters' on the left to narrow down your search.



Cordis lets you filter the database by various markers including programme, project acronym, funding scheme of organisation country.

